


Tech Tools for English Language Learning

Learning Objectives


- ▶ I can use tech to supplement learning
- ▶ I can use tech to support students to show learning in different ways
- ▶ I can give examples of different kinds of tech to increase one of the 5C's : Communication, Collaboration, Creativity, Critical thinking, Cultural understanding
- ▶ I can use QR codes...

How to use QR codes


- ▶ iPhone users – turn on your phone by using the power button and then slide towards the left.
- ▶ For Android, install a qr code app and if it is a recent phone, go here to see how to set it up easily: <https://bit.ly/2ZBdQQt>













- 🔧 1986-89–technician and glider / small plane pilot
- 1988 - ELL Immersion Program in Newfoundland
- 🏠 1989-90 – Immersion in Toronto
- 🎓 90-93 – McGill University – BEd - Second Language Education (French)
- 📍 94-97 – Tokyo (Teacher of English and French)
- 🎓 97-99 – McGill University – M.A. Second Language Education
- 📄 2000-2014 – French Immersion / FSL teacher / LST
- 2000-2010 UBC Intensive French Summer Language Institute
- 📱 2014 to now – Assistive Technology Coordinator for the Surrey School District.




- ▶ In the 1980's – The radio!!!
- ▶ In the 1990's – The language lab, the television (Jeopardy!), electronic dictionaries, videotapes, radio-cassettes, the cds
- ▶ In the early 2000's – computers, software to help with vocabulary, grammar, internet searching
- ▶ Around 2010 – iPads and apps, Cloud computing
- ▶ Still using cell phone, tablets, computers to read in all languages.




				
Before 1995	Around 2000	2008	2009	2011
Overhead projector. The black board	Overhead projector, Tape cassette, video recordings, cd player, television, computers	The use of Google Drive to make digital portfolios, scanners, digital cameras, iPods	The use of all kinds of computers: Mac, Windows, Linux, desktop, laptop	iPads for media creation, presentation, reading, the use of AT with all my students like Dragon, spell and grammar check. The digital pen on a touch screen!!!
				 BonPatron.com <small>grammar and spelling checker</small>


12 34 56



Survey
Go to
Menti.com




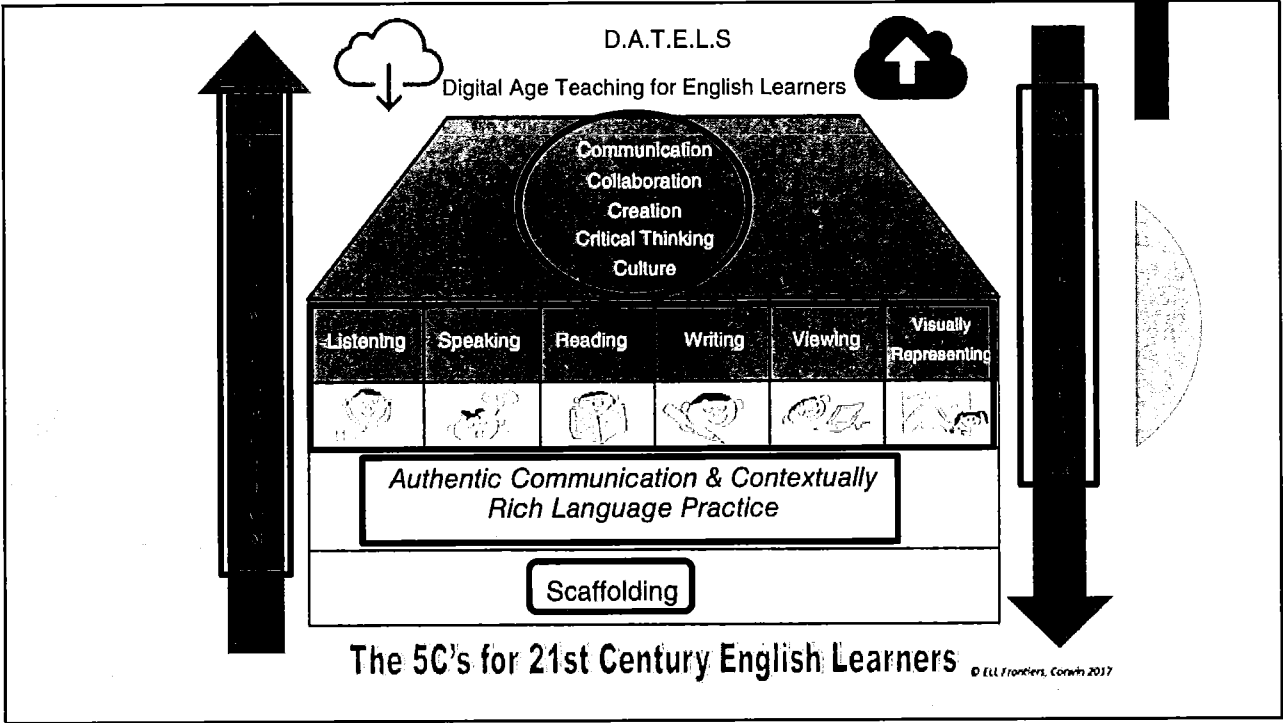
Wait for the code...



What can Technology offer to foreign language teachers

- ▶ A chance to supplement our instruction by:
 - ▶ **Making learning visible**
 - ▶ **Differentiating**
 - ▶ **Engaging students**
 - ▶ **Applying language**

<https://bit.ly/2BpOcQK>



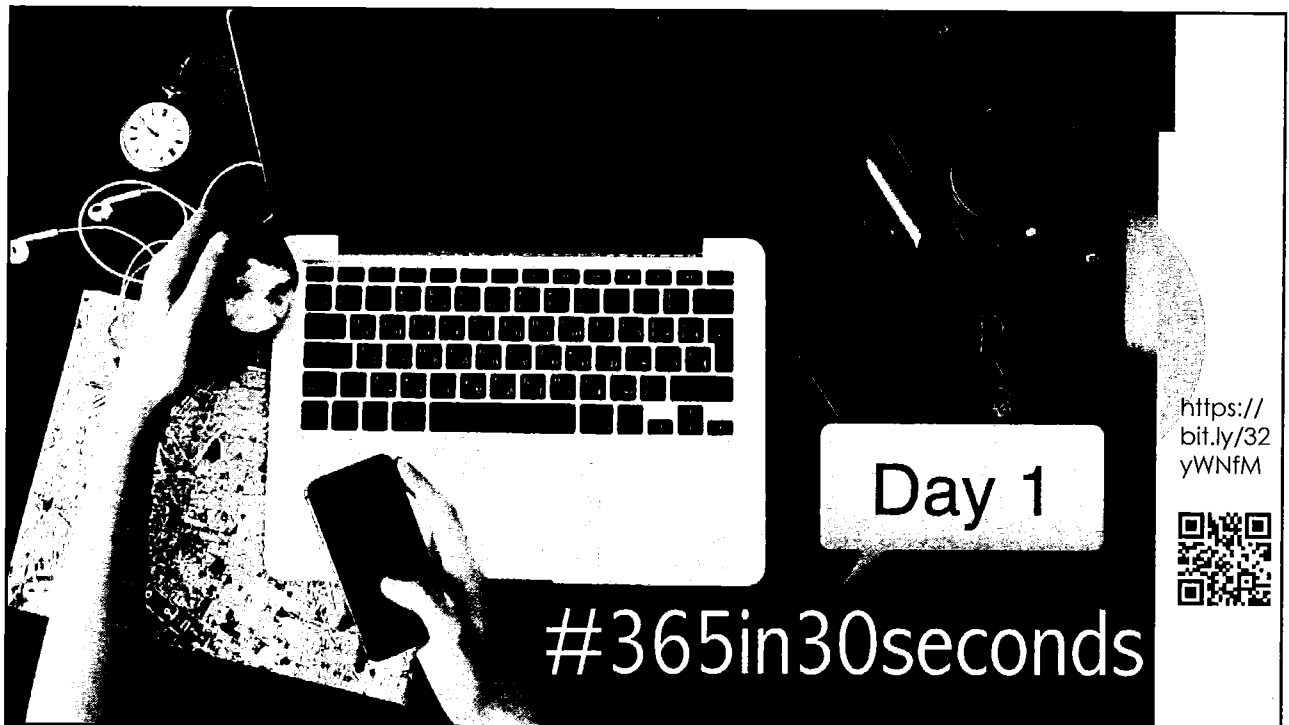
Communication – How to stay connect

- ▶ Office 365 – has lot of tools
 - ▶ Sharing online – OneDrive
 - ▶ Teams
 - ▶ Presentation with PowerPoint or Sway
 - ▶ Onenote
 - ▶ Forms for quick survey
 - ▶ Skype
 - ▶ Translation
 - ▶ Immersive Reader
- ▶ If you are a Google District
 - ▶ Same tools, different names©



Image from: <https://braveintheattempt.com/2017/07/28/office-365-vs-g-suite-smackdown/>

Prez.	(0)
Google slide	(0)
Other	(0)



<https://bit.ly/32yWNfM>



The city of Seattle was founded in 1851.

Sahar • English

Сити Сиэтл основан в 1851 году.
Russian

Interact with ease when traveling internationally. Meet locals. Make new friends.

Get the app

Use the translator app on any device to start and join a translated conversation!

Android, Amazon IOS, Windows and Powerpoint

Microsoft Translator, Google Translate

Image from: <https://translator.microsoft.com/>

office 2019
Slide Show

How about trying it right now with Microsoft PowerPoint?

New in Office 2019:

<p>Diaporama Révision Affichage Compléments Aide Acrobat Rechercher</p> <p><input checked="" type="checkbox"/> Lire les narrations</p> <p><input checked="" type="checkbox"/> Utiliser le minutage</p> <p><input checked="" type="checkbox"/> Afficher les contrôles multimédias</p> <p>Configurer le diaporama</p>	<p>Moniteur: Automatique</p> <p><input checked="" type="checkbox"/> Utiliser le mode Présentateur</p> <p>Moniteurs</p>	<p><input checked="" type="checkbox"/> Toujours utiliser les sous-titres</p> <p><input checked="" type="checkbox"/> Paramètres des sous-titres</p> <p>Sous-titres en direct</p>
--	--	---

Office 365 Online:

- Animations
- Slide Show
- Review
- Always Use Subtitles
- Spoken Language
- Subtitle Language
- Bottom (Overlaid)
- Top (Overlaid)
- Below Slide
- Above Slide

Inside of a presentation:

Office 365

HELP WITH READING: IMMERSIVE READER

Word | Michel Gagnon > Documents

File Home Insert Page Layout References Review **View** Help

Editing View Reading View **Immersive Reader** Navigation Pane Header & Footer Footnotes Endnotes Page Ends Zoom 100%

Document Views Show Zoom

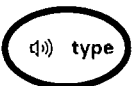
← Immersive Reader AA [List Icon] [Book Icon]


v. v. n. I can go to Office 365 online.


[Play Button] [Settings Icon]



← Immersive Reader AA [Menu] [Book]


I know what the list of apps is called: _____

OneDrive is  _____

I can type it. 





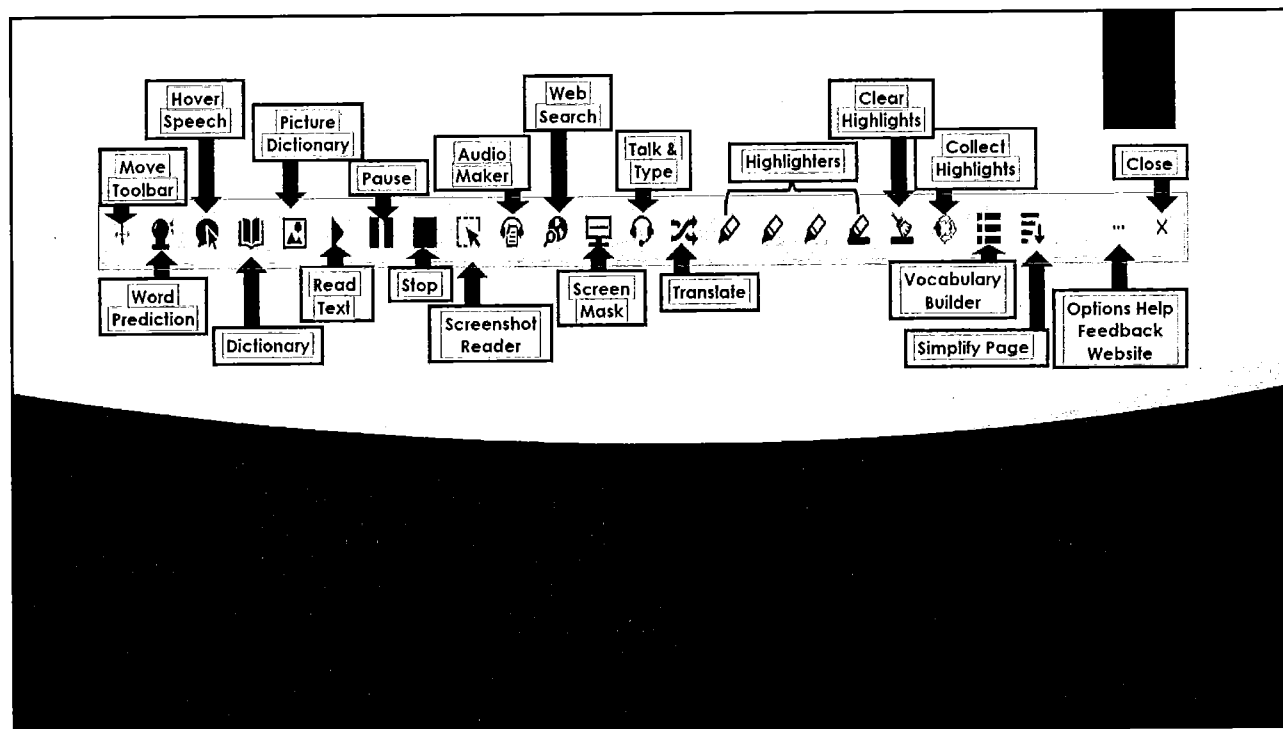
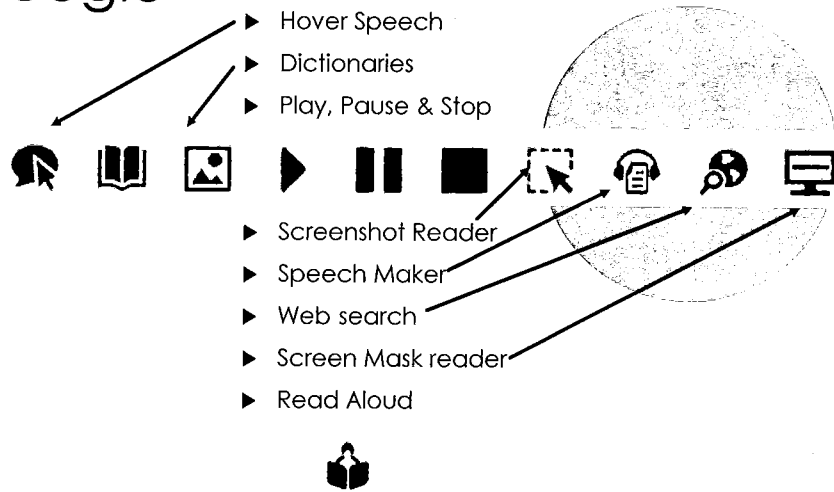


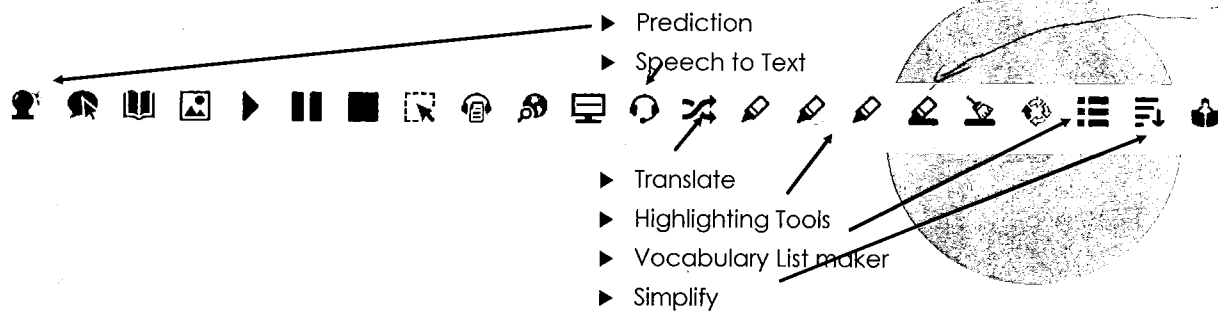
Diagram of Immersive Reader toolbar icons and their functions:

- Move Toolbar
- Hover Speech
- Picture Dictionary
- Pause
- Audio Maker
- Web Search
- Talk & Type
- Highlighters
- Clear Highlights
- Collect Highlights
- Close
- Word Prediction
- Dictionary
- Read Text
- Stop
- Screenshot Reader
- Screen Mask
- Translate
- Vocabulary Builder
- Simplify Page
- Options Help Feedback Website

Reading support – Using Read + Write for Google









Writing / Search support



Free for teachers



Vocabulary List

Word	Meaning	Symbol	Notes
Completed	successfully completed or brought to an end; ly for a bank account. Finished; My homework is now complete.	 	
Task	A job that must be done; Your task is to cook for the family.		
code	Numbers and letters that give specialized information; I need your post code.		
dots	A small, round mark; There was a black dot on the photo that made her face look funny. a very small circular shape; "a row of points"; "draw lines between the dots"	 	

Google
Read&Write free
for teachers


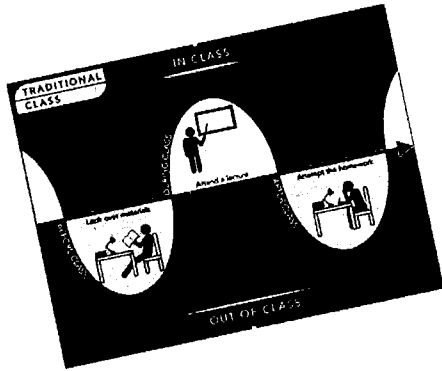
<https://bit.ly/2A7hkhz>





Can we do even more?

- ▶ How about if learning can also be done at home
- ▶ What if the lesson can be viewed and reviewed multiple times?
- ▶ How about if the lesson can be slowed down to the speed of my learner?



<https://facultyinnovate.utexas.edu/flipped-classroom>

Le discriminant $f(x) = ax^2 + bx + c$
 $\Delta = b^2 - 4ac$

Flipped classroom with translation from French to English – Youtube video

<https://bit.ly/33Mba0v>

values here found
 general of the quadr.

BI Thème 2 - Fonction quadratique : Le discriminant

ScreenCastify

ScreenCast-o-matic

QuickTime

Snagit

Camtesia

Educreation

Explain everything

PowerPoint!!!

Educreation – iPad – Chrome

- Math
- Science
- Language Arts
- Social Studies
- World Languages
- Creative Arts
- Computing
- Health / P.E.

Featured Lessons

Math

Science

Language Arts

Social Studies

World Languages

Creative Arts

Computing

Health / P.E.

World Languages Lessons

Proterito: Verbos -car...
by J. Carrigo

Prepositions
by Sarah Barchant

Que vas a...

Los Adjectivos
by Julie Hughes

Macbeth
by Praci S

hablar

SPANISH
Palabras que utilizan "There is" (There Words)

Time Words: Palabras...
by Alex J. Moore

Much Ado
by Praci S

hablar

Screencastify

Screencastify
-online-

QuickTime

Snagit

Camtasia

Educreation

Explain
Everything

PowerPoint!!!

16

Le subjonctif difficile?

Mais non! C'est *simple* comme bonjour!



With
PowerPoint
and Explain
Everything

Screencastify

Screencastify
or more

QuickTime

Snagit

Camtasia

Educreation

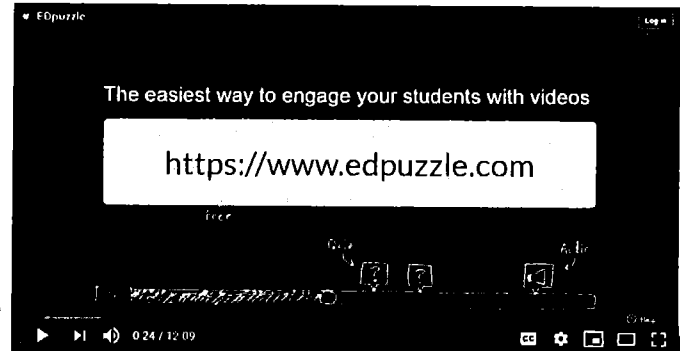
Explain
everything

PowerPoint!!!

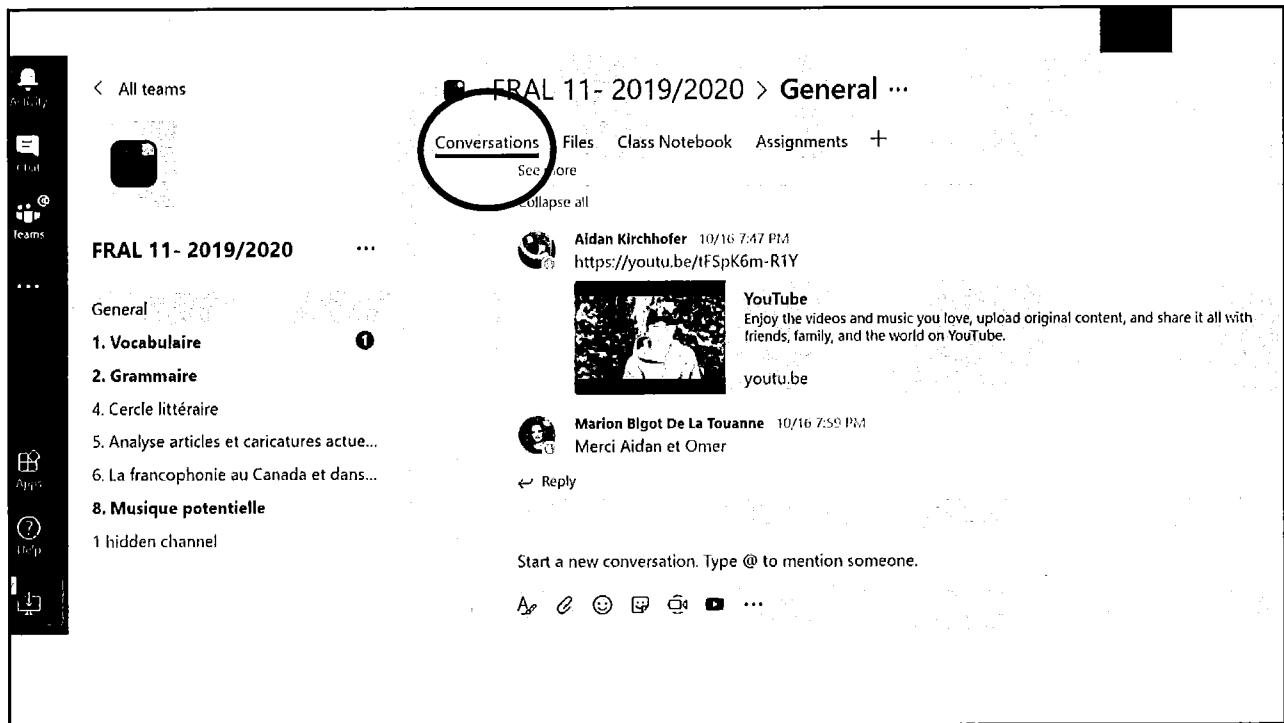
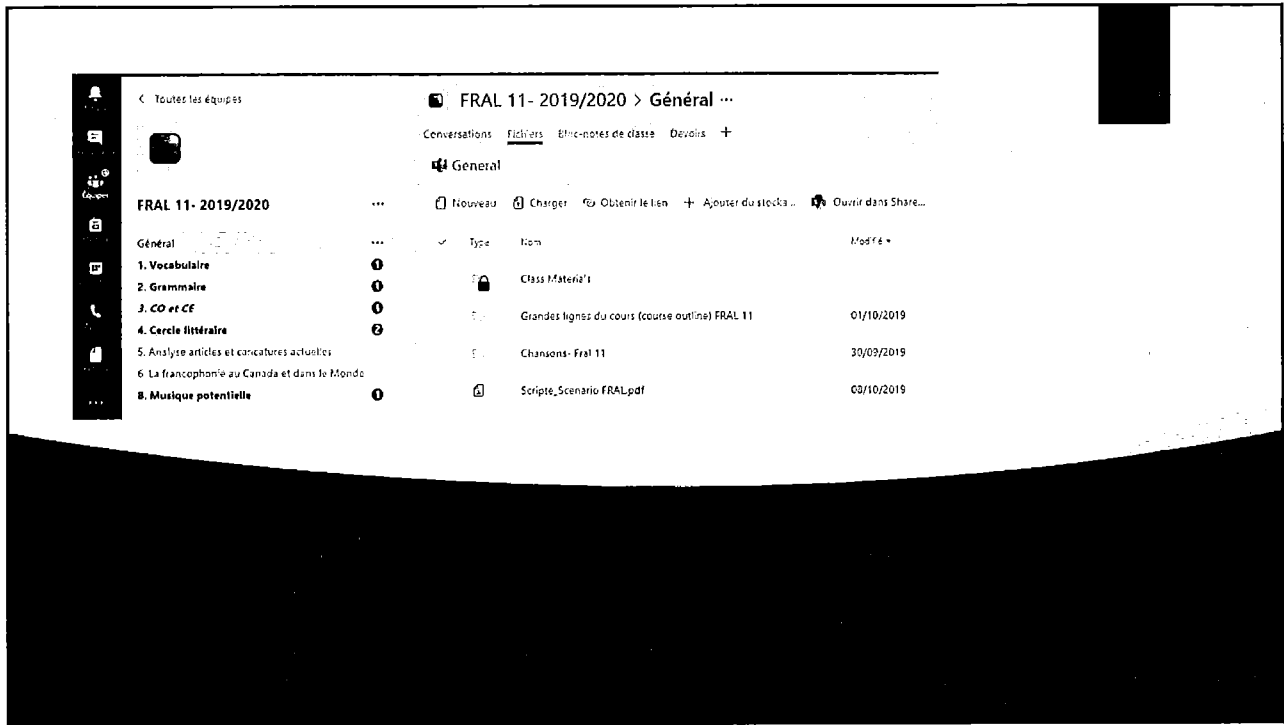
export as
a video

Edpuzzle

- ▶ Turn a video into an interactive video activity.
- ▶ It automatically stops at the point of the question
- ▶ You are "forced" to answer it for the video playback to resume.
- ▶ You can also receive immediate feedback before continuing to watch the rest of the video.



<https://www.youtube.com/watch?v=eWRseaT7-9U>
<https://edpuzzle.com/>
<https://blogs.umass.edu/onlinetools/assessment-centered-tools/edpuzzle/>
<https://stride-project.eu/trainingpath/training-course-for-trainers/handling-the-ict-modules-properly/ict3-teaching-and-learning-i/unit-i-interactive-lessons-with-edpuzzle/>
<https://www.youtube.com/watch?v=ibRw6TR9IV8>



FRAL 11- 2019/2020 > **General** ...

Conversations Files Class Notebook Assignments +

General

New Upload Get link Add cloud storage Open in SharePoint

✓	Type	Name	Modified
		<u>Class Materials</u>	
		Grandes lignes du cours (course outline) ...	10/1/19
		Chansons- Fral 11	9/30/19
		Scripte_Scenario FRAL.pdf	10/8/19

FRAL 11- 2019/2020 > **General** ...

Conversations Files Class Notebook Assignments +

Upcoming ▾

> Drafts

✓ Assigned (2)

SCÉNARIO- Le subjonctif dans tous ses états
Due October 8, 2019 3:00 PM

VIDÉO- Le subjonctif dans tous ses états
Due October 16, 2019 3:30 PM

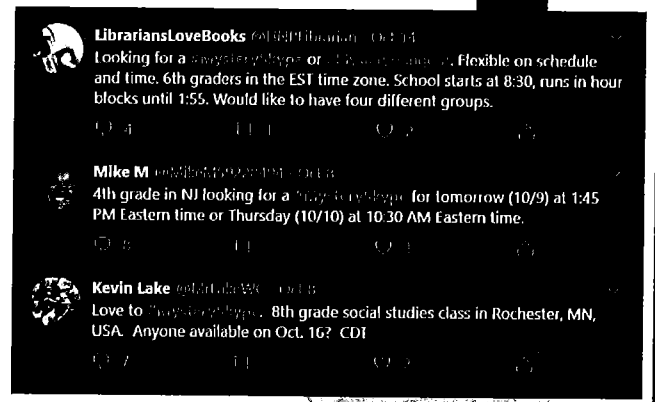
> Graded

Create

How to collaborate with another class






#MysterySkype



- ▶ <https://education.microsoft.com/skype-in-the-classroom/mystery-skype>
- ▶ <https://twitter.com/hashtag/mysteryskype>
- ▶ <https://psolarz.weebly.com/how-to-set-up-and-run-a-mystery-skype-session.html>
- ▶ <https://www.commonsense.org/education/lesson-plans/mystery-skype>

Mystery Skype – Where are you in the world;)





Book Creator

+ New Book

Search for Book Creator in the app Books

ONE BEST THING

NEW

<https://apple.co/33LDaBn>

<https://bit.ly/2W1Mmip>

SUPPORTING LANGUAGE LEARNERS

Bookcreator

NEW

Michael Oatman
michael.oatman@unimelb.edu.au
40 BOOK PLAN

- ★ Upgrade plan
- QR logins
- Resources
- Reset tutorial
- Sign out

Library Supporting Language Learners with Book Creator
by Ramona Towner & Lucia Carrera

[Back to contents](#)

All children, regardless of their language skills, have a need to fit in and make connections with an adult or adults in their school.

Teachers can build a stronger relationship and connections with students by knowing more about their background and what makes them unique.


Newcomers and those who continue to transition to a new language can use this strategy. Students can create books to help show their teachers and peers the things that make them special while they practice their new language.

For Teachers:

- 1. A teacher can provide the template for students. This way students do not have to spend time formatting the book.
- 2. The teacher can provide oral instructions face to face or use the audio recording feature to leave instructions in the template.
- 3. Students can practice their reading and writing skills in their new language.
- 4. The teacher can view what the student has added to their books at regular intervals to check progress.

[Back to contents](#)

Book Creator for Chrome Hot Tip
Add a co-teacher to your library



Storyboard

English (ELA) Elementary History / Social Studies Foreign Language Special Ed, Math & More

Create an Active Reading Worksheet ▶

- Active Reading
- Addition
- All Worksheet Templates
- Beginning, Middle, End
- Bell Ringers
- Bibliography
- Blank Templates
- Book Jacket Projects
- Calendars
- Cause and Effect
- Character Analysis
- Character Map
- Checklist Worksheets
- Circle Charts
- Classroom Awards
- Classroom Decorations
- Compare and Contrast
- Cornell Notes Worksheets
- Creative Writing Worksheets
- Critical Analysis
- Debate
- Definitions
- Dioramas
- Discussion
- Division
- Exit Tickets
- Figurative Language
- First Day Activities
- Flashcards
- Flow Charts
- Formal Email
- Fraction Worksheets
- Frayer Models
- Games
- Graphic Novel Layouts
- Illustrated Story Worksheet
- Images and Text
- Inferencing
- Journal Cover Templates
- KWL and KWLH
- Lab
- Labeling
- Lesson Plan
- Letters and Postcards Projects
- Long Composition
- Main Idea and Details
- Maps
- Matching
- Multi-Paragraph Essay
- Multiple Choice
- Multiplication
- Newspaper
- Open Response
- Other Templates
- Outline
- Personal Narratives
- Persuasive Writing
- Planner Templates
- Plot Diagram
- Poetry Templates
- Point of View
- Practicing Writing
- Resume
- Rubric Templates
- Scrapbook Project
- Setting Maps
- Social Media Pages
- Spider Maps
- Story Cubes
- Story Maps
- Student Organizers
- Subtraction
- Suggestion Box Slips
- Summary Synthesis
- Tables
- Task Cards
- T-Charts
- Telling Time
- Tests and Quizzes
- Thesis Statement
- Venn Diagrams
- Vocabulary Templates

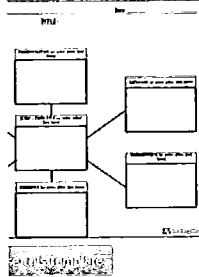


3/11/2020

Create a Figurative Language Worksheet ▶

- ▶ Generic
- ▶ Graphic Organizers
- ▶ Teacher Resource
- ▶ ELA
- ▶ Study Aids
- ▶ Writing
- ▶ Life skills
- ▶ Project
- ▶ Math
- ▶ Science
- ▶ Elementary
- ▶ Fun stuff

Spider Chart



Chart






Figure Spider Chart



Figurative Language Book





Figurative Language Chart



Templates of graphic organizers!

10



Critical Thinking



- ▶ Teaching kids news.com
- ▶ <https://www.dogonews.com/>
- ▶ <https://newsela.com> is an instructional content tool that allows teachers to find articles with appropriate reading levels for their students.
- ▶ <https://blogs.umass.edu/onlinetools/knowledge-centered-tools/newsela/>

Teaching Kids News.com

newsela

Simple English WIKIPEDIA

Free Canadian

not free

Use ReadWorks in 3 Ways



Digital Classes

Students can highlight, annotate, and complete assignments online. Teachers can access progress reports & automatic grading.



Print

Easily print any of our content and curriculum to share with your students.




Projector

Project or use your smartboard for classroom instruction.



Free

The screenshot shows the ReadWorks.org website. At the top, there is a navigation bar with "dWorks.org", "Find Content", "My List", "Assignments & Prog", and "Admin". Below this is a search bar with the text "What are you looking for?". The main header features the "ReadWorks" logo and a "TEXT OPTIONS" dropdown menu containing "Reading Passages", "Article-A-Day™ Sets (i)", and "Paired Text". To the right, there is a section titled "Explore by Topic". The central focus is a large heading: "Differentiate to Reach Every Learner". Below this heading are three key features: "StepReads" (Less complex versions of original passages), "Audio Versions" (Students can listen along to texts & questions), and "ELL, SPED" (Support for ELL, SPED, and struggling readers). A "Browse Reading Passages" button is located at the bottom right of the main content area.



- ▶ The Global Oneness Project houses a rich library of stories. Lessons facilitate thinking, inquiry, empathy, **global oneness project** *Stories & Lesson Plans*
- ▶ The Teaching Tolerance provides resources spanning essential social and emotional learning skills. **“The leveled texts have really helped me engage students and introduce them to complex topics in a way they can understand.”**
- ▶ I Learn America talks about the role of immigrants and refugees in the development of the United States. **ARLES, FRANCE** **RENCONTRES PHOTO D'ARLES** **LINK**


09/23/2017

07/06/2017 **ARLES, FRANCE** **RENCONTRES PHOTO D'ARLES** **LINK**

Secondary

Receptive and Expressive Skills

- ▶ **Listening :** Voicethread
- ▶ **Reading:** Electronic texts, e-books, Raz-Kids
- ▶ **Viewing:** EdPuzzle, TED-Ed
- ▶ **Speaking:** Flipgrid, screencasting, Explain Everything
- ▶ **Writing:** Class website (Teams), blog..., e-portfolio
- ▶ **Visually representing:** Nearpod, thinglink



<https://nearpod.com/library/>

Live lesson free

Flipgrid

- ▶ The video discussion platform, Flipgrid, allows students to record a short personal video response to a teacher's prompt. Students can also collaborate with classmates and reply to each other's videos.
- ▶ Using ChatterPix on the iPad, and then iMovie, students can use their creativity to make a video



Free



iMovie



<https://flipgrid.com/Of05c145>







Response tools

TO ENGAGE LEARNERS

groups



- ▶ Kahoot,
- ▶ Quizlet live
- ▶ Padlet
- ▶ Mentimeter
- ▶ Nearpod

▶ It promotes collaboration and enhance language skills and student voice.

Kahoot

▶ <https://kahoot.it/>

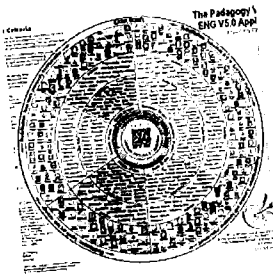


Player vs Player
1:1 Devices


Team vs Team
Shared Devices

Player mode

Team mode



Resources



- ▶ The Padagogy Wheel
- ▶ Commonsense.org
- ▶ Parris, H., Estrada, L., & Honigsfeld, A. (2017). *ELL frontiers: Using technology to enhance instruction for English learners*. Thousand Oaks, CA: Corwin.
- ▶ https://www.youtube.com/watch?v=SyJ_pNaazso
- ▶ Google Home (smart speaker) : <https://www.bookwidgets.com/blog/2018/01/google-home-in-the-classroom-the-perfect-teacher-assistant/>
- ▶ <https://breakingnewsenglish.com/>
- ▶ Simple English Wikipedia
- ▶ Dogonews
- ▶ <https://www.sciencenewsforstudents.org/>
- ▶ <https://www.timeforkids.com/> k-6
- ▶ <https://newsela.com/>
- ▶ <https://www.readworks.org/> ELL sets
- ▶ <https://teachingkidsnews.com/> (2-8)
- ▶ <https://www.mydigitalchalkboard.org>
- ▶ <https://www.commonsense.org/education/articles/how-to-use-technology-to-support-ells-in-your-classroom>
- ▶ <https://www.chalk.com/resources/increasing-student-engagement-technology/>
- ▶ <https://myenglishimages.com/>